



National Marine Manufacturers Association

nmma.org

ECONOMIC SIGNIFICANCE OF RECREATIONAL BOATING IN ALABAMA

CONGRESSIONAL DISTRICT 2

Number of Recreational Boats*	37,340
Recreational Boating Industry Businesses	42
Total Jobs	2,778
Annual Recreational Boating-Related Spending	\$150.6 MILLION


TOTAL ANNUAL ECONOMIC IMPACT OF RECREATIONAL BOATING:

\$353.9 MILLION

RECREATIONAL BOATS IN AL-2

TOTAL BOATS* **37,340**

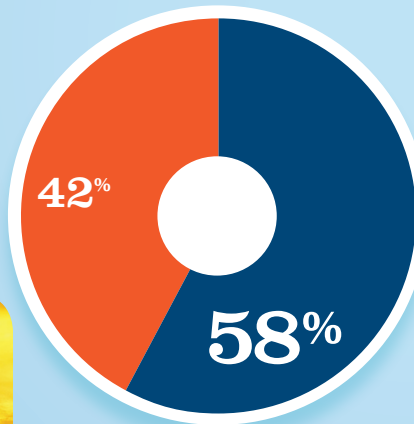
REGISTERED BOATS	37,340
Power boats	32,343
PWCs	4,476
Sailboats	311
Other Boats	210
HOUSEHOLDS PER BOAT	7.2



* Total boats are registered boats as reported by states to the USCG.

RECREATIONAL BOATING CREATES JOBS IN AL-2

TOTAL BOATING JOBS	281
Boat Building	-
Motor / Engine Mfgr.	-
Accessory / Supplies Mfgr.	-
Dealers / Wholesalers	118
Boat Services	163

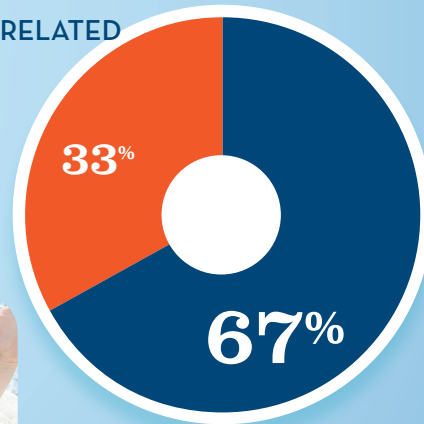


BOAT BUILDING † 0%
 DLRS/WHOLESALERS † 0%
 MOTOR/ENG. MFGR. † 0%
 BOAT SERVICES † 0%
 ACC./SUPPLIES MFGR. † 0%



RECREATIONAL BOATING-RELATED BUSINESSES IN AL-2

TOTAL BUSINESSES	42
Boat Building	-
Motor / Engine Mfgr.	-
Accessory / Supplies Mfgr.	-
Dealers / Wholesalers	14
Boat Services	28

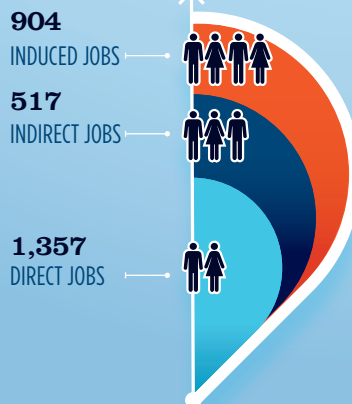


BOAT BUILDING † 0%
 DLRS/WHOLESALERS † 0%
 MOTOR/ENG. MFGR. † 0%
 BOAT SERVICES † 0%
 ACC./SUPPLIES MFGR. † 0%



ESTIMATED JOBS IMPACT OF RECREATIONAL BOATING-RELATED SPENDING IN AL-2

EST. TOTAL JOBS	2,778
EST. TOTAL LABOR INCOME (MILLIONS)	\$115.0
Est. Direct Income	\$46.4
Est. Indirect Income	\$29.0
Est. Induced Income	\$39.6



RECREATIONAL BOATING INDUSTRY SALES IN AL-2

Boat Building	\$0.0	\$0.0 MILLION
Motor / Engine Mfgr.	\$0.0	\$0.0 MILLION
Accessory / Supplies Mfgr.	\$0.0	\$0.0 MILLION
TOTAL MFGR. SALES	\$0.0	
Dealers / Wholesalers	\$55.6	\$0.0 MILLION
Boat Services	\$40.2	\$55.6 MILLION
TOTAL RETAIL & SERVICES SALES	\$95.8	\$40.2 MILLION

BOAT BUILDING † 0%
 DLRS/WHOLESALERS † 0%
 MOTOR/ENG. MFGR. † 0%
 BOAT SERVICES † 0%
 ACC./SUPPLIES MFGR. † 0%

Source: NMMMA's Center of Knowledge; Recreational Marine Research Center at Michigan State University